


S型钢制农机链附件 S type steel agricultural chain attachments

S型钢制农机链附件 S type steel agricultural chain attachments

附件号 TSI	链号 TSI	C	F	d4	K
TSI Att. No.	TSI Chain No.	mm	mm	mm	mm
SK1	S32	17.3	26.2	5.3	6.9
SK1	S42	23.6	34.3	8.3	11.5
SK1	S45	19.8	30.2	8.3	11.5
SK1	S52	22.1	31.8	8.3	9.9
SK1	S55	19.8	30.2	8.3	11.5
SK1	S62	24.6	38.6	8.3	14.7
SK1	S77	36.3	50.0	8.3	11.5
SK1	S88	43.7	55.6	8.3	9.9

SK1



S型钢制农机链附件 S type steel agricultural chain attachments

附件号 TSI	链号 TSI	G	F	W	h4	d4	K
TSI Att. No.	TSI Chain No.	mm	mm	mm	mm	mm	mm
K1	S32	15.0	42.9	61.0	8.6	5.3	6.9
K1	S42	17.5	54.00	74.9	14.0	8.3	11.5
K1	S45	22.0	54.00	74.9	11.4	8.3	11.5
K1	S51	19.0	49.80	71.5	11.4	8.3	9.9
K1	S52	19.0	58.75	77.5	11.4	8.3	9.9
K1	S55	22.0	54.00	74.9	11.4	8.3	11.5
K1	S62	22.0	6.65	95.3	11.4	8.3	14.7
K1	S77	25.0	76.2	101.6	20.8	8.3	11.5
K1	S88	22.0	96.85	119.4	20.8	8.3	9.9

K1



S型钢制农机链附件 S type steel agricultural chain attachments

S型钢制农机链附件 S type steel agricultural chain attachments

附件号 TSI	链号 TSI	P	b1	G	F	W	h4	d4	h2
TSI Att. No.	TSI Chain No.	mm	mm	mm	mm	mm	mm	mm	mm
K1	S52F1	38.4	18.5	23.0	57.5	80.0	16.0	9.0	17.3

K1



S型钢制农机链附件 S type steel agricultural chain attachments

附件号 TSI	链号 TSI	P	b1	G	F	W	h4	d4	h2
TSI Att. No.	TSI Chain No.	mm	mm	mm	mm	mm	mm	mm	mm
K1	S52F2	38.4	18.5	39.0	57.0	80.0	16.0	10.5	17.3

K1

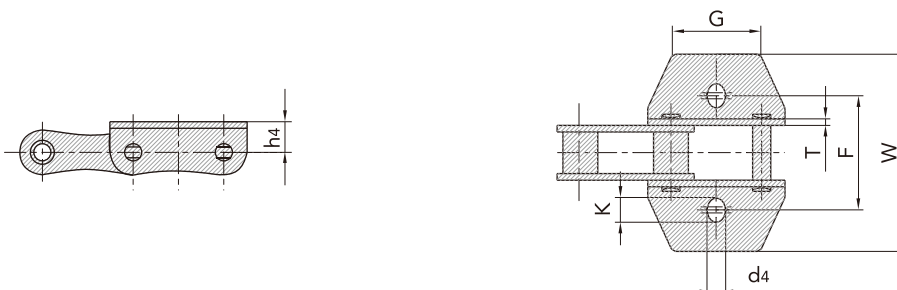


S型钢制农机链附件 S type steel agricultural chain attachments

S型钢制农机链附件 S type steel agricultural chain attachments

附件号 TSI	链号 TSI	G	F	W	d4	K	h4	T
TSI Att. No.	TSI Chain No.	mm	mm	mm	mm	mm	mm	mm
K1	CA642	40.0	53.0	91.0	8.5	11.25	14.0	3.0

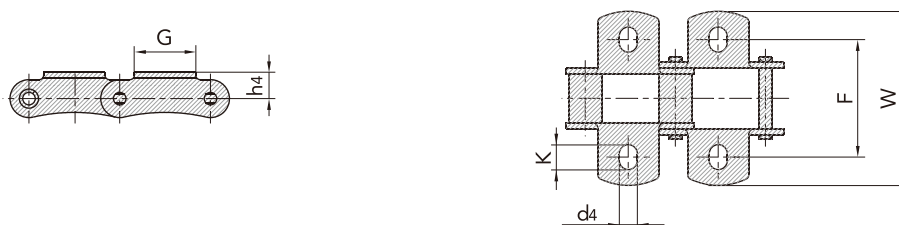
K1



S型钢制农机链附件 S type steel agricultural chain attachments

附件号 TSI	链号 TSI	G	F	W	h4	d4	K
TSI Att. No.	TSI Chain No.	mm	mm	mm	mm	mm	mm
K1	S55R	25.0	63.6	90.4	15.5	8.6	12.0
K1	S55RH	25.0	63.6	90.4	15.5	8.6	12.0

K1

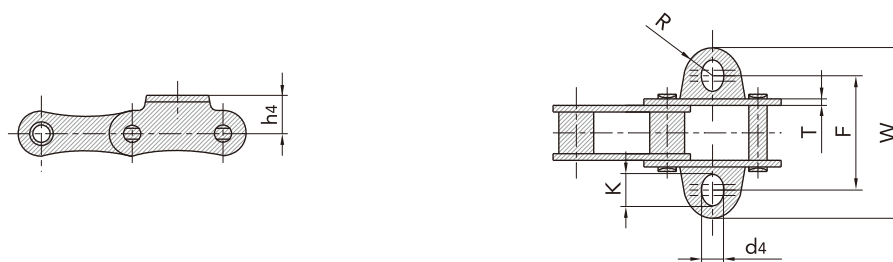


S型钢制农机链附件 S type steel agricultural chain attachments

S型钢制农机链附件 S type steel agricultural chain attachments

附件号 TSI	链号 TSI	R	F	W	d4	K	h4	T
TSI Att. No.	TSI Chain No.	mm	mm	mm	mm	mm	mm	mm
K1F1	S32	10.0	43.0	63.0	6.5	8.0	8.7	1.8

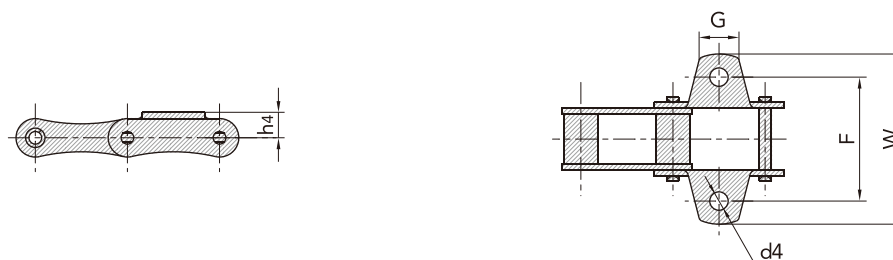
K1F1



S型钢制农机链附件 S type steel agricultural chain attachments

附件号 TSI	链号 TSI	G	F	W	h4	d4
TSI Att. No.	TSI Chain No.	mm	mm	mm	mm	mm
K1F1	S55	21.2	55.9	74.64	11.0	10.0

K1F1

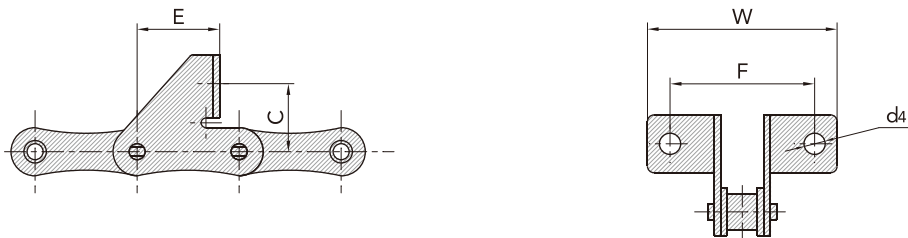


S型钢制农机链附件 S type steel agricultural chain attachments

S型钢制农机链附件 S type steel agricultural chain attachments

附件号 TSI	链号 TSI	C	E	F	W	d4
TSI Att. No.	TSI Chain No.	mm	mm	mm	mm	mm
SD	S32	20.0	19.2	58.0	78.0	5.3
F1	S45	21.0	28.5	62.4	83.4	8.5
AF2	S51	19.5	23.0	55.3	70.5	6.4
SD	S52	20.0	19.2	62.0	88.5	6.4
SD	S52L	20.0	17.5	54.5	71.0	6.5
F4	S55	20.0	37.0	58.0	87.0	6.8

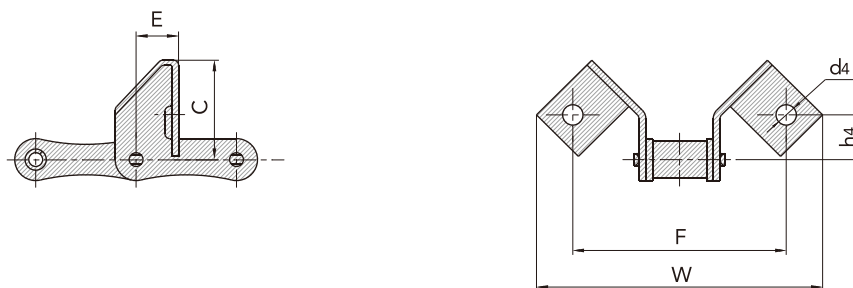
SD, F1, F2, F4



S型钢制农机链附件 S type steel agricultural chain attachments

附件号 TSI	链号 TSI	G	F	W	h4	d4	K
TSI Att. No.	TSI Chain No.	mm	mm	mm	mm	mm	mm
F1	55V	40.0	25.0	88.0	118.0	18.0	8.4

F1

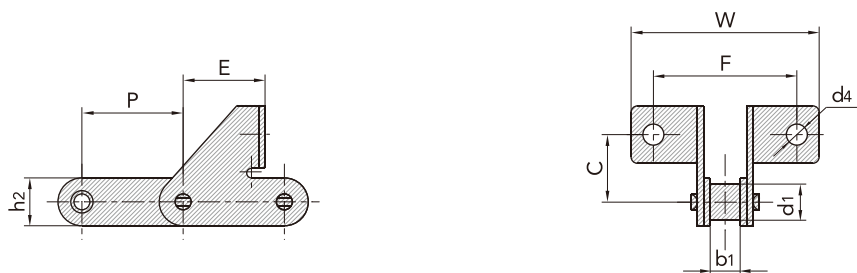


S型钢制农机链附件 S type steel agricultural chain attachments

S型钢制农机链附件 S type steel agricultural chain attachments

附件号 TSI	链号 TSI	P	d1	b1	C	E	F	W	d4	h2
TSI Att. No.	TSI Chain No.	mm	mm	mm	mm	mm	mm	mm	mm	mm
K3	S52	38.4	15.88	18.5	24.0	37.4	52.0	73.0	9.0	17.3

K3



S型钢制农机链附件 S type steel agricultural chain attachments

附件号 TSI	链号 TSI	C	E	F	W	d4	K
TSI Att. No.	TSI Chain No.	mm	mm	mm	mm	mm	mm
F1	S55	19.0	31.9	62.0	89.2	8.3	8.3
SD	S55R	19.0	31.9	62.0	89.2	8.3	8.3
F1	S45R	17.5	31.9	62.0	93.0	8.3	9.2

F1, SD

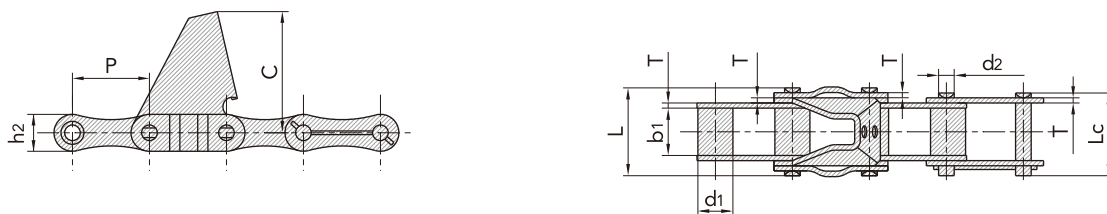


S型钢制农机链附件 S type steel agricultural chain attachments

S型钢制农机链附件 S type steel agricultural chain attachments

附件 TSI	链号 TSI	节距 Pitch	滚子直径 Roller diameter	内节内宽 Width between inner plates	销轴直径 Pin diameter	销轴长度 Pin length		链板尺寸 Plate dimension			极限拉伸载荷 Ultimate tensile strength	平均拉伸载荷 Average tensile strength
TSI Att. No.	TSI Chain No.	P	d1 max	b1 min	d2 max	L max	Lc max	h2 max	t/T max	C	Q min	Q0
		mm	mm	mm	mm	mm	mm	mm	mm	mm	kN/lbf	kN
C6E	S62R	41.91	19.05	25.8	8.5	47.8	44.6	20.1	2.8/3.0	66.0	42.0/9448	43.7

C6E



S型钢制农机链附件 S type steel agricultural chain attachments

附件号 TSI	链号 TSI	α	C	T
TSI Att. No.	TSI Chain No.		mm	mm
TM77	CA643	28°	60.35	3.10

TM77

